

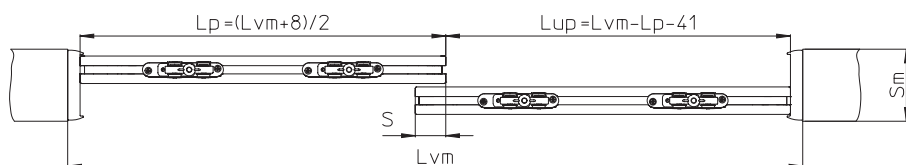
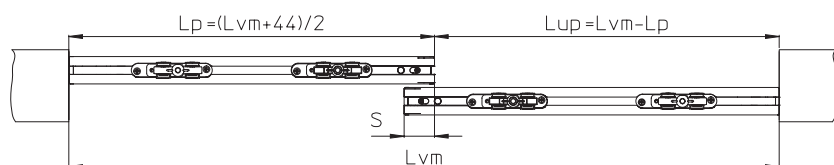
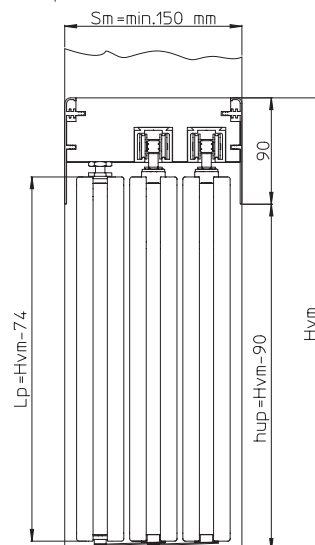
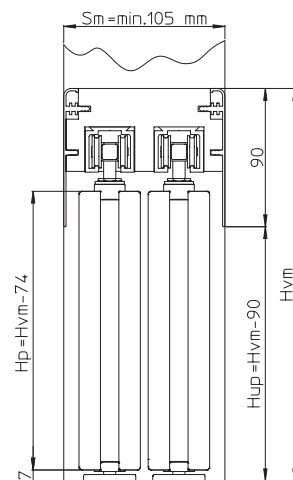
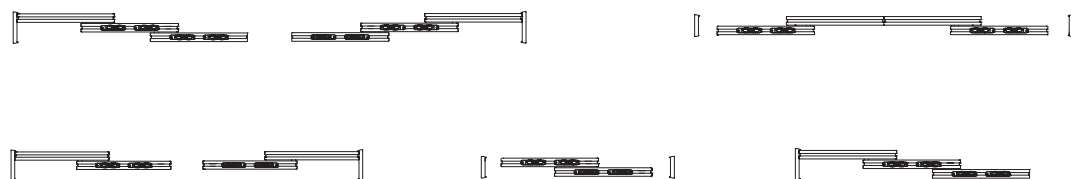

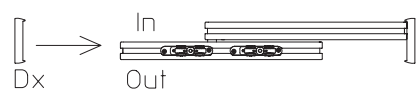
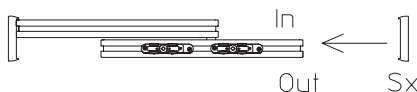
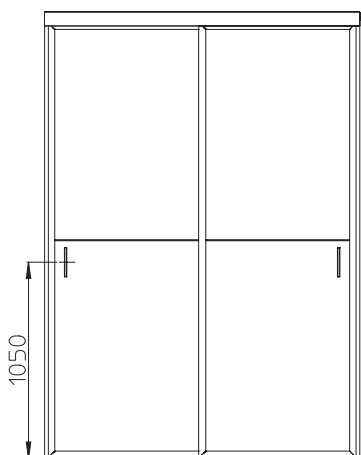
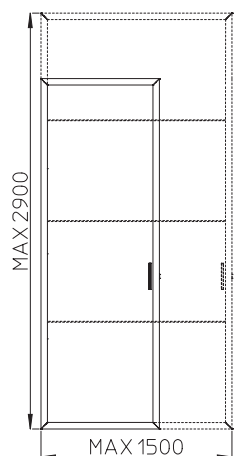
Dividers

PORTE SCORREVOLI / PUERTAS CORREDERAS:

Modello **DIVIDERS** fino a 6 ante

Modelo **DIVIDERS** hasta 6 hojas

- ANTE SCORREVOLI CON CORNICE IN ALLUMINIO
- HOJAS CORREDERAS CON MARCO EN ALUMINIO



Note:

Applicazione per muratura e cartongesso.
 Peso massimo dell'anta kg. 120.
 Anta in vetro con cornice in alluminio.
 Veletta in alluminio stondato.
 Disponibile fino a 3 specchiature per altezze fino a 2100 mm e 4 specchiature per altezze fino a 3000 mm.
 Vetro temprato.
 È possibile l'installazione della porta Heron, Colheron, Heron Opalcolor, Wasaby.

Notas:

Aplicación para revoque y cartonyeso.
 Peso máximo de la hoja Kg. 120.
 Hoja de vidrio con marco en aluminio.
 Frente en aluminio redondeado.
 Disponible hasta 3 almohadillas para alturas hasta 2100mm y 4 almohadillas para alturas hasta 3000 mm.
 Vidrio templado.
 Es posible la instalación de las puertas Heron, Colheron, Heron Opalcolor, Wasaby.

Legenda - Leyenda

Lvm= larghezza vano muro (mm)
 Hvm= altezza vano muro (mm)
 Sm= spessore muro (mm)
 Lup= larghezza utile di passaggio (mm)
 Hup= altezza utile di passaggio (mm)
 Lp= larghezza porta (mm)
 Hp= Altezza porta (mm)
 Sp= spessore porta (mm)
 Slp= spessore lastra nella porta (mm)
 S = sormonto ante (mm)=44 mm

Lvm= ancho hueco pared (mm)
 Hvm= Altura hueco muro (mm)
 Sm= espesor pared (mm)
 Lup= ancho útil pasaje (mm)
 Hup= alto útil pasaje (mm)
 Lp= ancho puerta (mm)
 Hp= altura puerta (mm)
 Sp= espesor puerta (mm)
 Slp= espesor almohadilla de la puerta (mm)
 S= superposición de las hojas (mm)= 44mm